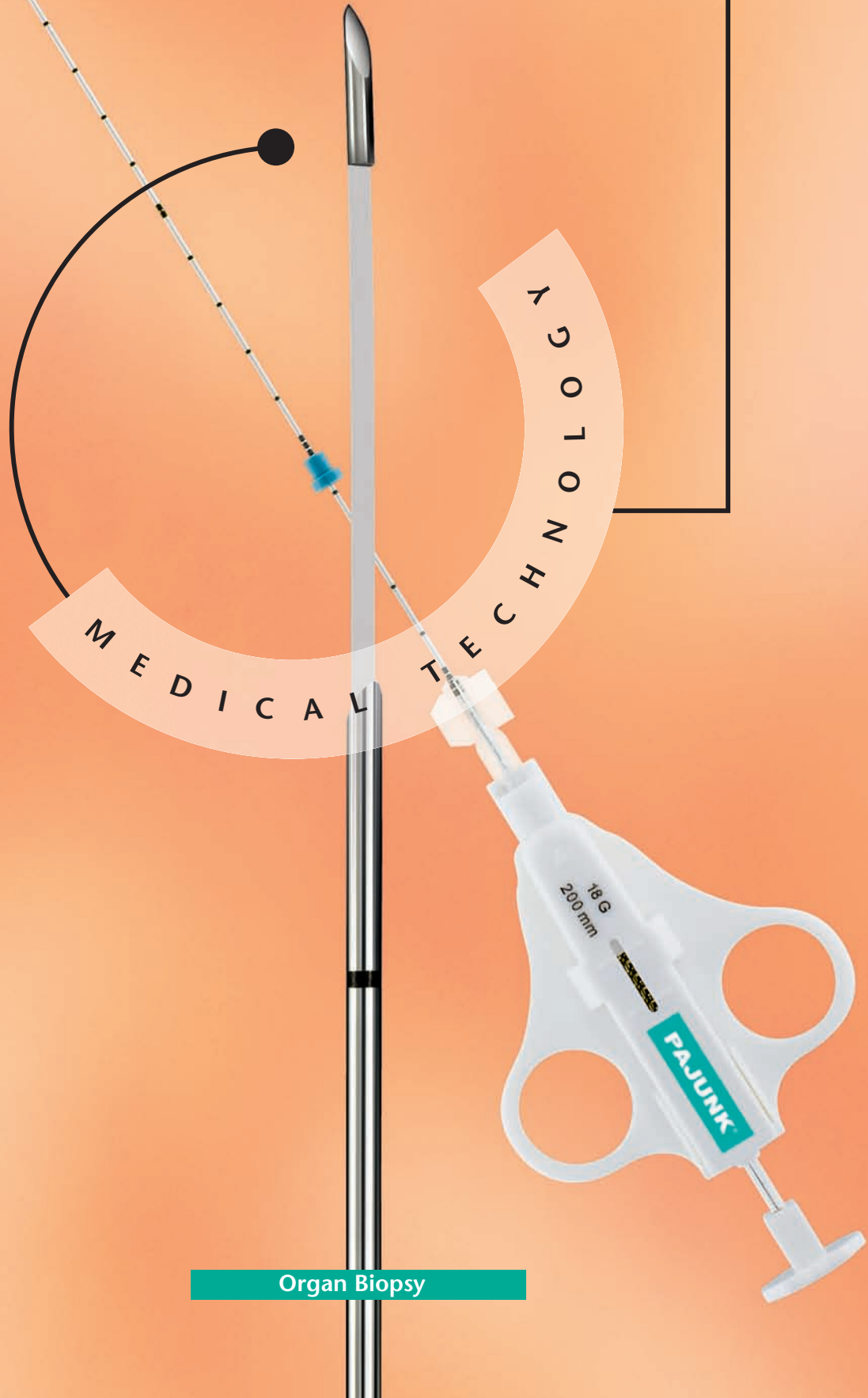


PAJUNK®

PrimoCut

The Disposable Biopsy System



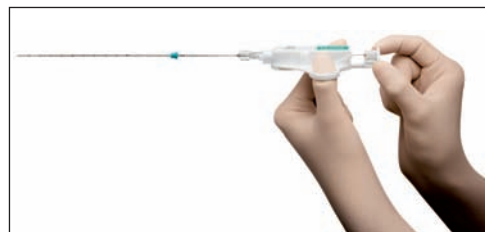
Organ Biopsy

Safe and Efficient

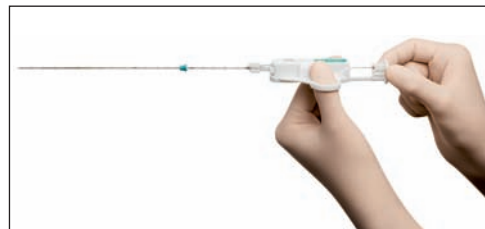
Soft Tissue Biopsy with PrimoCut

With PrimoCut, PAJUNK® has developed a disposable cannula system which was especially designed for the extraction of biopsies from soft tissue, such as the prostate gland, the kidney, the liver and numerous soft tissue tumors. Depending on the size of the biopsy material desired, there are two different dissecting lengths

to choose from: 6 mm, or 15 mm. Different from the multiple-use biopsy system DeltaCut, the activating mechanism of the PrimoCut is directly integrated in the connecting hub of the cannula. This more economical alternative is disposed of completely after use.



Cocking of the activating mechanism up to the first engagement notch. The biopsy chamber is opened half-ways - for the extraction of a 6 mm biopsy sample.



To enlarge the biopsy chamber to 15 mm, the piston of the activating mechanism is cocked all the way to the second engagement notch.



The dissection of the biopsy material is triggered by applying pressure to the cocking piston.

1. Determine the size of the biopsy material

The piston of the activating mechanism is cocked to the first (6 mm) or the second engagement notch (15 mm), depending on the desired size.



2. Puncturing

The inner cannula is pushed forward manually, so that the biopsy chamber is in opened position for the aspiration.



3. Triggering

The outer cannula is slipped over the lateral opening of the inner cannula automatically by applying pressure to the cocking piston.



4. Extraction


The tissue sample can be extracted in protected condition.



The advantages of the PAJUNK® PrimoCut at a glance:

- Simple, ergonomic operation with one hand
- Alternative puncture depths of 6 or 15 mm
- The cannula tip of the PrimoCut is ground with great precision, it is provided with a high-polish finish and it is graduated.
- Large biopsy sample permits precise diagnostics
- Contamination-safe enclosure of the biopsy material

PrimoCut



Product	Size	Item no.	PU
PrimoCut			
	1,2 x 100 (18G)	415 S 120 100	10
	1,2 x 150 (18G)	415 S 120 150	10
	1,2 x 200 (18G)	451 S 120 200	10
	1,2 x 250 (18G)	415 S 120 250	10
	1,2 x 280 (18G)	415 S 120 280	10
	1,6 x 100 (16G)	415 S 160 100	10
	1,6 x 150 (16G)	415 S 160 150	10
	1,6 x 200 (16G)	415 S 160 200	10

PAJUNK GmbH
Medical Technology
Karl-Hall-Strasse 1
D-78187 Geisingen/Germany
Phone +49 (0) 77 04/92 91-0
Fax +49 (0) 77 04/92 91-6 00
www.pajunk.com

X5200130A 11/07