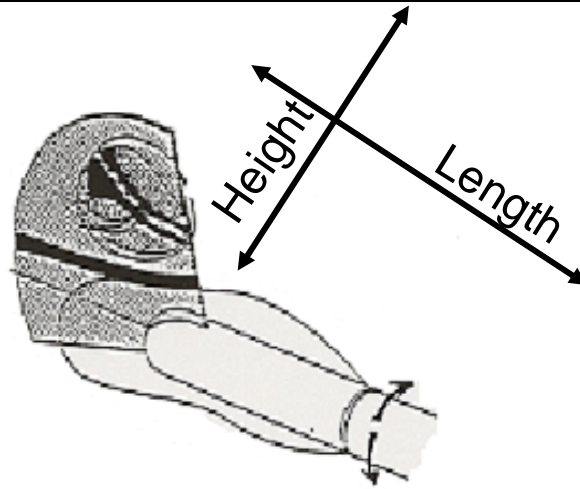




## Ultrasound Prostate Scan Planes Patient in Lithotomy Position in all Views

### Sagittal Plane

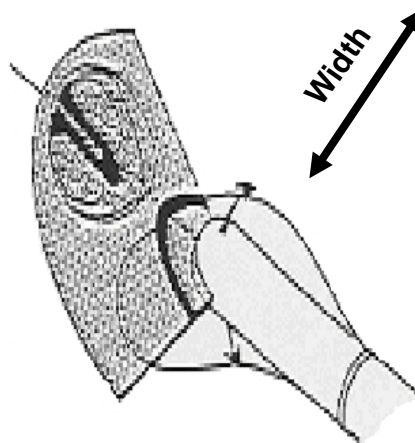
110°



Single  
transducer  
probe

### Coronal Plane

110°

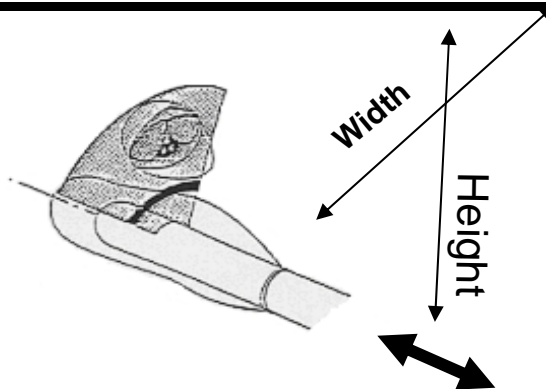


Height cannot be measured  
with this scan plane.

Single  
Transducer  
Probe  
(Sagittal Plane  
Rotated 90°)

### Transverse Plane

120° / 180°



Dual  
Transducer  
Probe